



Since 1969  
**Unnati**<sup>®</sup>  
**MOTORS | PUMPS**

60 Hz



**TOGETHER WE CAN DO IT  
TOGETHER WE HAVE ALWAYS DONE IT**



Since 1969

**Unnati**<sup>®</sup>

MOTORS | PUMPS

## QUALITY POLICY

"UNNATI" Aims To Meet Customer Requirements And Expectations By Supply Quality Product On Schedule Time And Continually Improve The Effectiveness Of The Quality Management System".

## QUALITY OBJECTIVES

The Quality Objective Of Unnati Management Is To Supply Only That Product, Which Meets Customer Requirements As Per International Standards Of Quality, Performance., Reliability, Specified By Him. And Only Those Items Will Be Submitted To Him For Acceptance, Which Fully Meet The Inherent Requirements Of Product.

Also Every Step Is Taken To Establish And Maintain An Effective And Efficient Quality Program Planned And Developed In Conjunction With Other Management Functions By First Time Right Principles.



# Technical Data

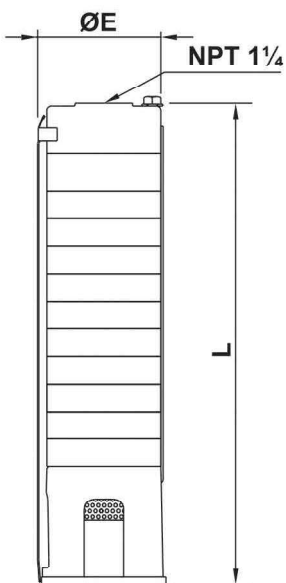
## Stainless Steel Pumps

# 4" USP2

### Performance Table

Model Name	kW	HP	Stage	Q	n = 3450 rpm					
				L/min	0	7	20	33.3	40	52
				Usgpm	0	1.8	5.3	8.8	10.6	13.7
USP2/6	0.37	0.50	6		169	166	154	131	115	62
USP2/9	0.37	0.50	9		254	249	230	194	164	89
USP2/12	0.55	0.75	12		338	331	308	259	220	116
USP2/15	0.75	1.00	15		422	418	384	325	277	148
USP2/21	1.10	1.50	21	<b>H. ft.</b>	591	584	538	456	389	203
USP2/27	1.50	2.00	27		756	748	686	577	492	258
USP2/34	2.20	3.00	34		981	961	879	738	623	315
USP2/48	3.70	5.00	48		1391	1365	1260	1060	902	468
USP2/58	3.70	5.00	58		1673	1640	1504	1263	1066	541

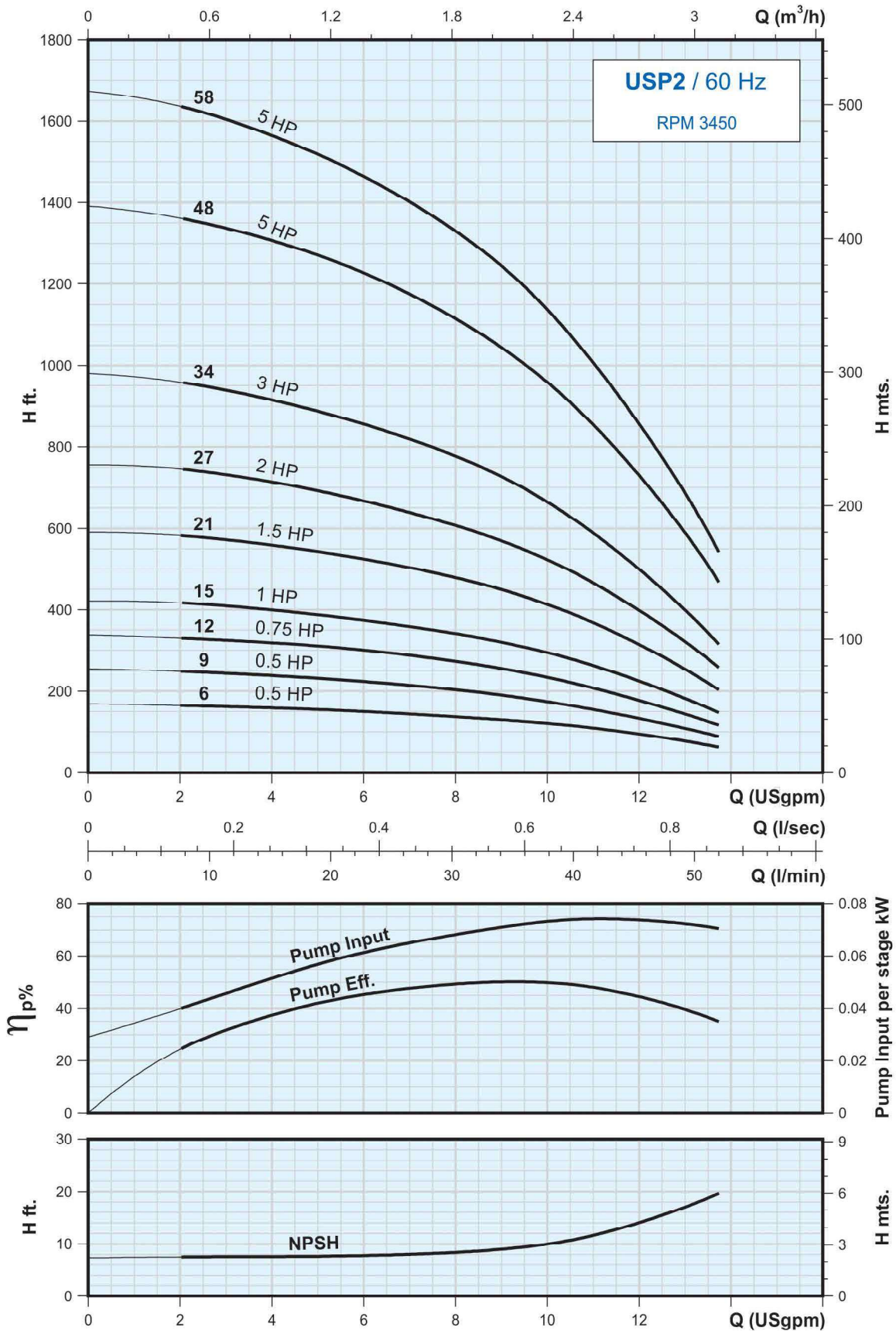
### Dimensions & Weights



Model Name	Motor Joining Size	ØE (inch)	L (inch)	Pump Gross weight (lbs)	Pump Gross Volume (ft <sup>3</sup> )
USP2/6	4"	3.98	12.24	9.0	0.18
USP2/9	4"	3.98	14.72	11.0	0.2
USP2/12	4"	3.98	17.2	13.0	0.23
USP2/15	4"	3.98	19.69	15.0	0.26
USP2/21	4"	3.98	24.65	19.0	0.31
USP2/27	4"	3.98	29.61	23.0	0.36
USP2/34	4"	3.98	35.39	28.0	0.43
USP2/48	4"	3.98	46.97	38.0	0.55
USP2/58	4"	4.25	55.24	45.0	0.64

USP2/58 is mounted in sleeve / adapter optional

# Performance Curve



# Technical Data

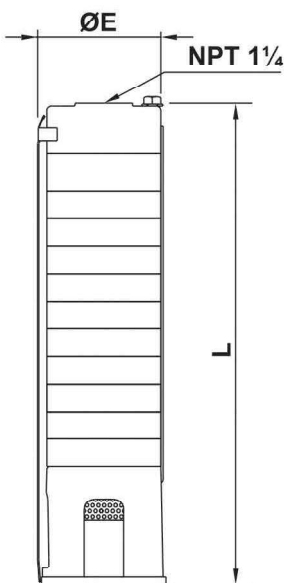
## Stainless Steel Pumps

# 4" USP3

### Performance Table

Model Name	kW	HP	Stage	Q	n = 3450 rpm					
				L/min	0	20	33.3	46.7	60	78.4
				Usgpm	0	5.3	8.8	12.3	15.9	20.7
USP3/5	0.37	0.50	5		151	138	131	125	105	67
USP3/8	0.55	0.75	8		238	225	208	195	164	108
USP3/10	0.75	1.00	10		299	276	262	240	207	133
USP3/14	1.10	1.50	14		420	392	367	335	294	194
USP3/18	1.50	2.00	18	<b>H. ft.</b>	535	495	469	427	367	236
USP3/24	2.20	3.00	24		719	666	627	577	492	325
USP3/32	3.00	4.00	32		951	886	846	786	689	490
USP3/38	3.70	5.00	38		1132	1060	1010	942	830	591
USP3/56	5.50	7.50	56		1668	1560	1483	1381	1217	869
USP3/75	7.50	10.0	75		2231	2080	1980	1837	1621	1148

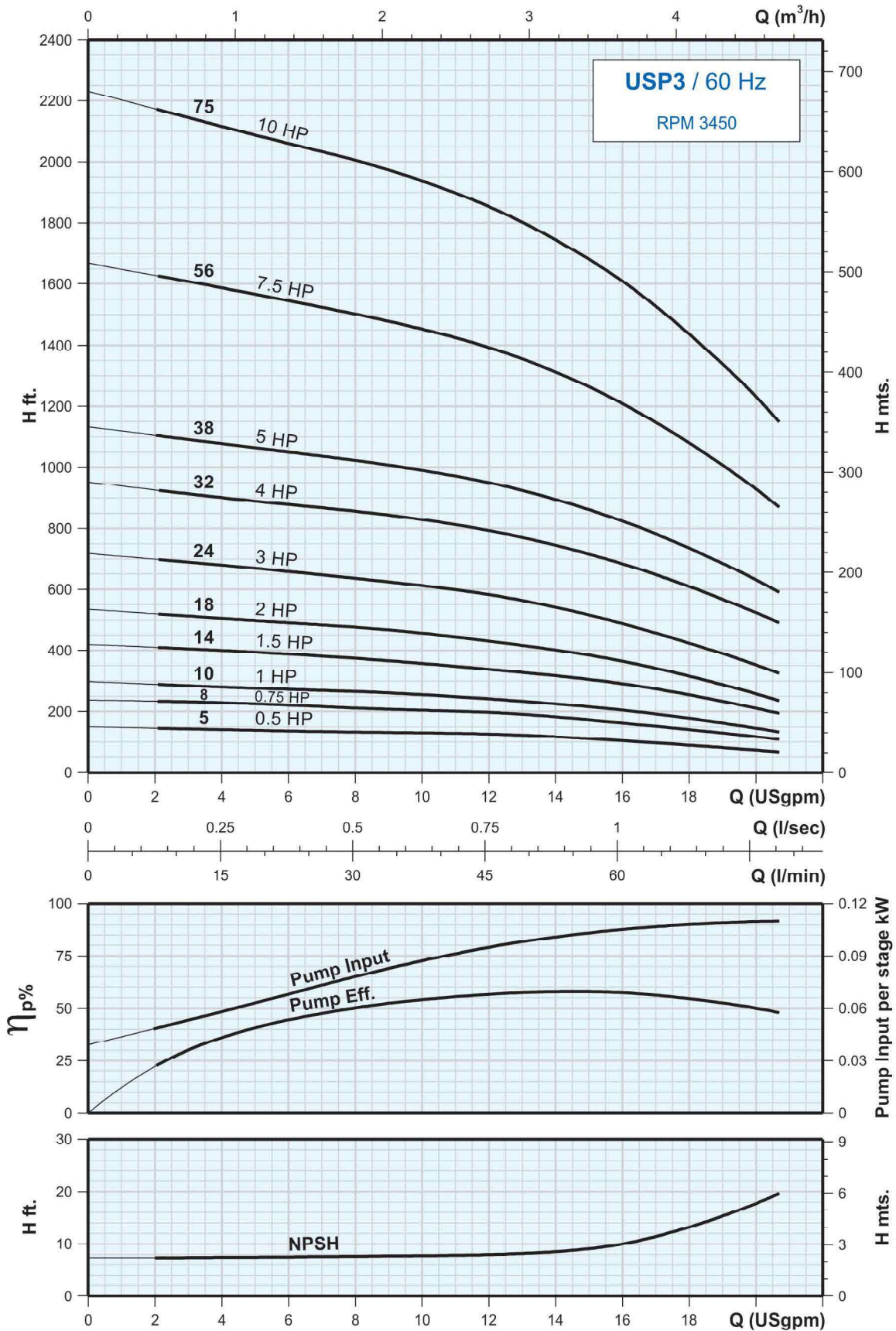
### Dimensions & Weights



USP3/75 is mounted in sleeve / adapter optional

Model Name	Motor Joining Size	ØE (inch)	L (inch)	Pump Gross weight (lbs)	Pump Gross Volume (ft <sup>3</sup> )
USP3/5	4"	3.98	11.42	8.0	0.17
USP3/8	4"	3.98	13.9	10	0.19
USP3/10	4"	3.98	15.55	12	0.21
USP3/14	4"	3.98	18.86	14	0.25
USP3/18	4"	3.98	22.17	17	0.28
USP3/24	4"	3.98	27.13	21	0.34
USP3/32	4"	3.98	33.74	27	0.41
USP3/38	4"	3.98	38.7	31	0.46
USP3/56	4"	3.98	53.58	44	0.62
USP3/75	4"	4.25	69.29	57	0.79
USP3/75	6"	5.59	73.62	57	0.79

# Performance Curve



# Technical Data

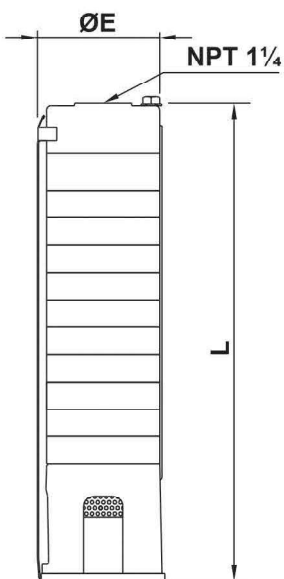
## Stainless Steel Pumps

# 4" USP5

### Performance Table

Model Name	kW	HP	Stage	Q	n = 3450 rpm					
				L/min	0	40	66.7	93.4	106.7	130.1
				Usgpm	0	10.6	17.6	24.7	28.2	34.4
USP5/3	0.37	0.50	3		92	79	74	64	56	33
USP5/5	0.55	0.75	5		151	131	123	102	90	57
USP5/7	0.75	1.00	7		210	187	169	141	123	75
USP5/9	1.10	1.50	9		272	240	220	187	161	98
USP5/11	1.50	2.00	11	<b>H. ft.</b>	331	295	262	223	194	121
USP5/15	2.20	3.00	15		456	399	363	308	262	164
USP5/21	3.00	4.00	21		636	558	509	427	367	230
USP5/26	3.70	5.00	26		789	692	633	533	459	290
USP5/39	5.50	7.50	39		1183	1037	945	797	689	427
USP5/52	7.50	10.00	52		1575	1378	1253	1050	906	558

### Dimensions & Weights

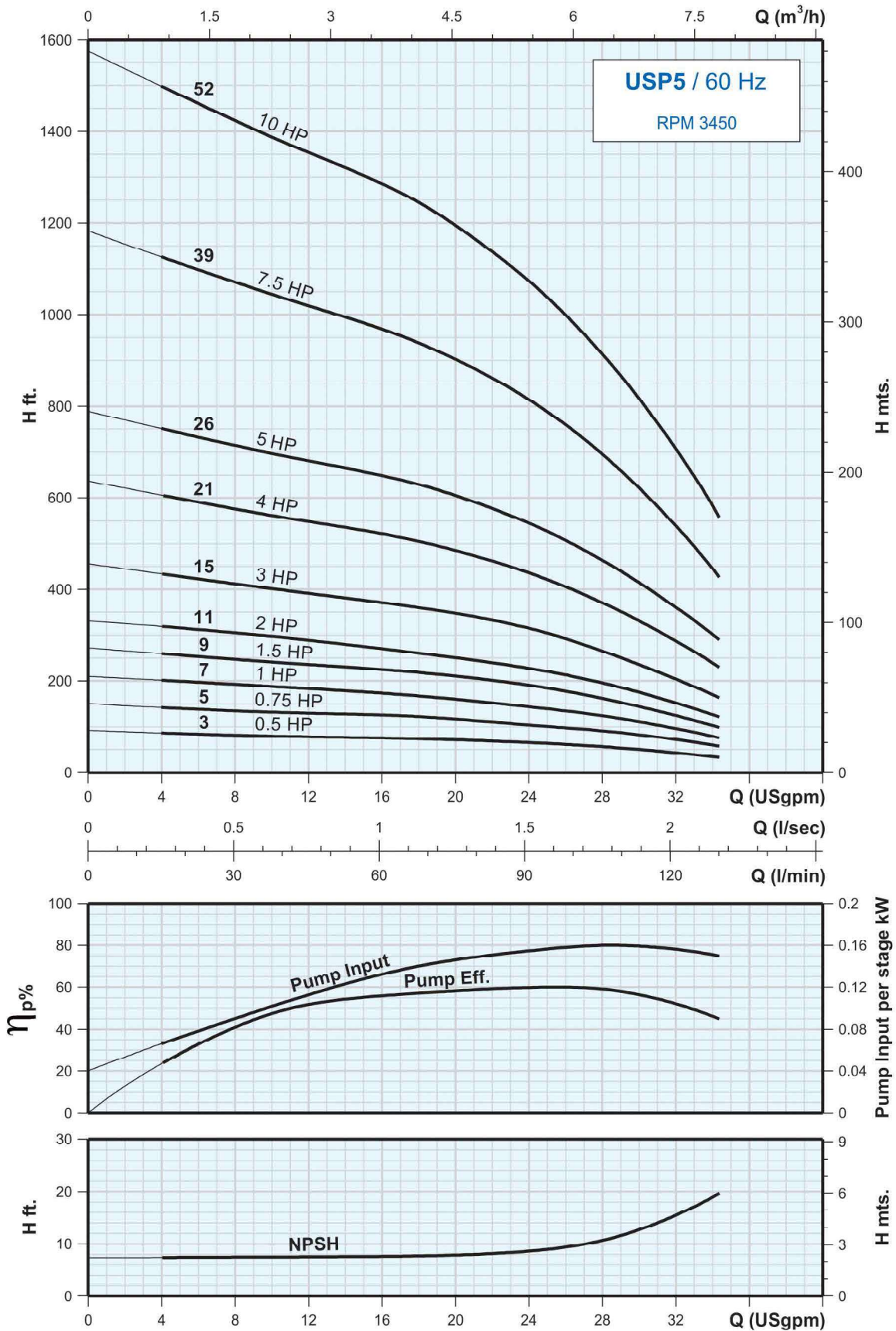


USP5/52 is mounted in sleeve / adapter optional

Model Name	Motor Joining Size	ØE (inch)	L (inch)	Pump Gross weight (lbs)	Pump Gross Volume (ft <sup>3</sup> )
USP5/3	4"	3.98	9.76	7	0.15
USP5/5	4"	3.98	11.42	8	0.17
USP5/7	4"	3.98	13.07	9	0.18
USP5/9	4"	3.98	14.72	11	0.2
USP5/11	4"	3.98	16.38	12	0.22
USP5/15	4"	3.98	19.69	15	0.26
USP5/21	4"	3.98	24.65	19	0.31
USP5/26	4"	3.98	28.78	23	0.35
USP5/39	4"	3.98	39.53	32	0.47
USP5/52	4"	4.25	50.28	41	0.59
USP5/52	6"	5.59	73.62	41	0.59



# Performance Curve



# Technical Data

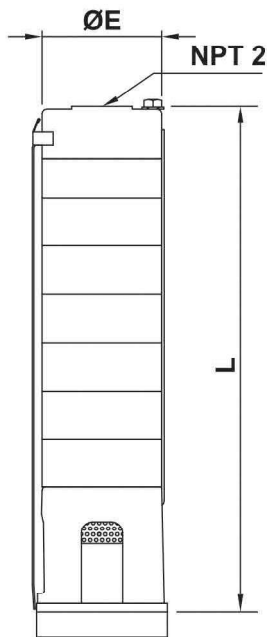
## Stainless Steel Pumps

# 4" USP8

## Performance Table

Model Name	kW	HP	Stage	Q	n = 3450 rpm					
				L/min	0	50	100	150	183	208
				Usgpm	0	13.2	26.4	39.6	48.3	54.9
USP8/3	0.75	1.00	3		85	75	67	64	52	39
USP8/5	1.10	1.50	5		141	131	118	105	92	69
USP8/7	1.50	2.00	7		198	180	164	143	125	97
USP8/9	2.20	3.00	9		256	230	207	190	161	128
USP8/12	3.70	5.00	12		341	312	276	249	210	166
USP8/15	3.70	5.00	15		428	389	348	312	262	213
USP8/18	5.50	7.50	18		513	466	423	377	325	261
USP8/21	5.50	7.50	21	H ft.	597	548	489	436	371	295
USP8/25	5.50	7.50	25		709	643	574	512	433	344
USP8/30	7.50	10.00	30		853	771	689	620	525	417
USP8/37	11.00	15.00	37		1050	945	843	738	623	487
USP8/44	11.00	15.00	44		1247	1125	1001	884	738	577
USP8/50	15.00	20.00	50		1417	1280	1145	1007	850	663
USP8/58	15.00	20.00	58		1647	1490	1325	1171	984	771
USP8/66	15.00	20.00	66		1867	1686	1503	1316	1099	863

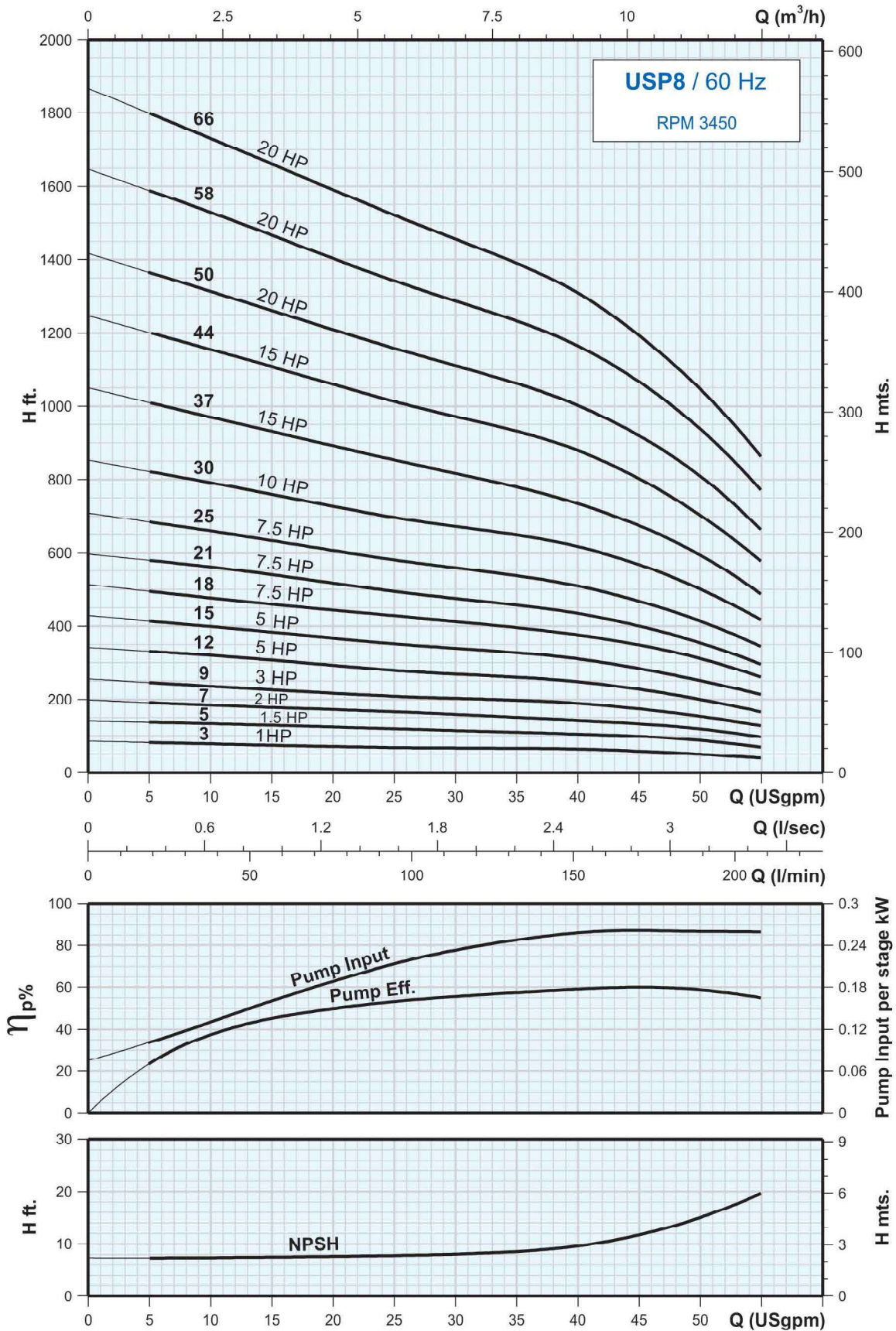
## Dimensions & Weights



USP8/58 & USP8/66 is mounted in sleeve / adapter optional

Model Name	Motor Joining Size	ØE (inch)	L (inch)	Pump Gross weight (lbs)	Pump Gross Volume (ft <sup>3</sup> )
USP8/3	4"	3.98	14.8	13	0.2
USP8/5	4"	3.98	18.11	16	0.23
USP8/7	4"	3.98	21.42	18	0.27
USP8/9	4"	3.98	24.72	20	0.31
USP8/12	4"	3.98	29.69	23	0.36
USP8/15	4"	3.98	34.65	27	0.41
USP8/18	4"	3.98	39.61	30	0.47
USP8/21	4"	3.98	44.57	34	0.52
USP8/25	4"	3.98	51.18	38	0.59
USP8/30	4"	3.98	59.45	44	0.68
USP8/30	6"	5.59	62.99	44	0.68
USP8/37	6"	5.59	74.57	52	0.81
USP8/44	6"	5.59	86.14	60	0.93
USP8/50	6"	5.59	96.06	67	1.04
USP8/58	6"	5.59	109.29	76	1.19
USP8/66	6"	5.59	122.52	85	1.33

# Performance Curve



# Technical Data

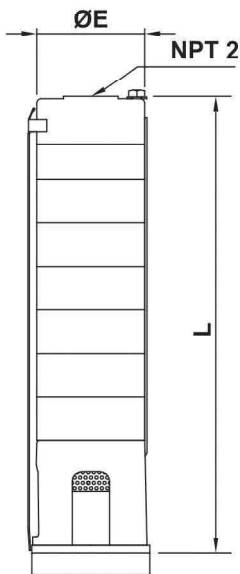
## Stainless Steel Pumps

# 4" USP14

### Performance Table

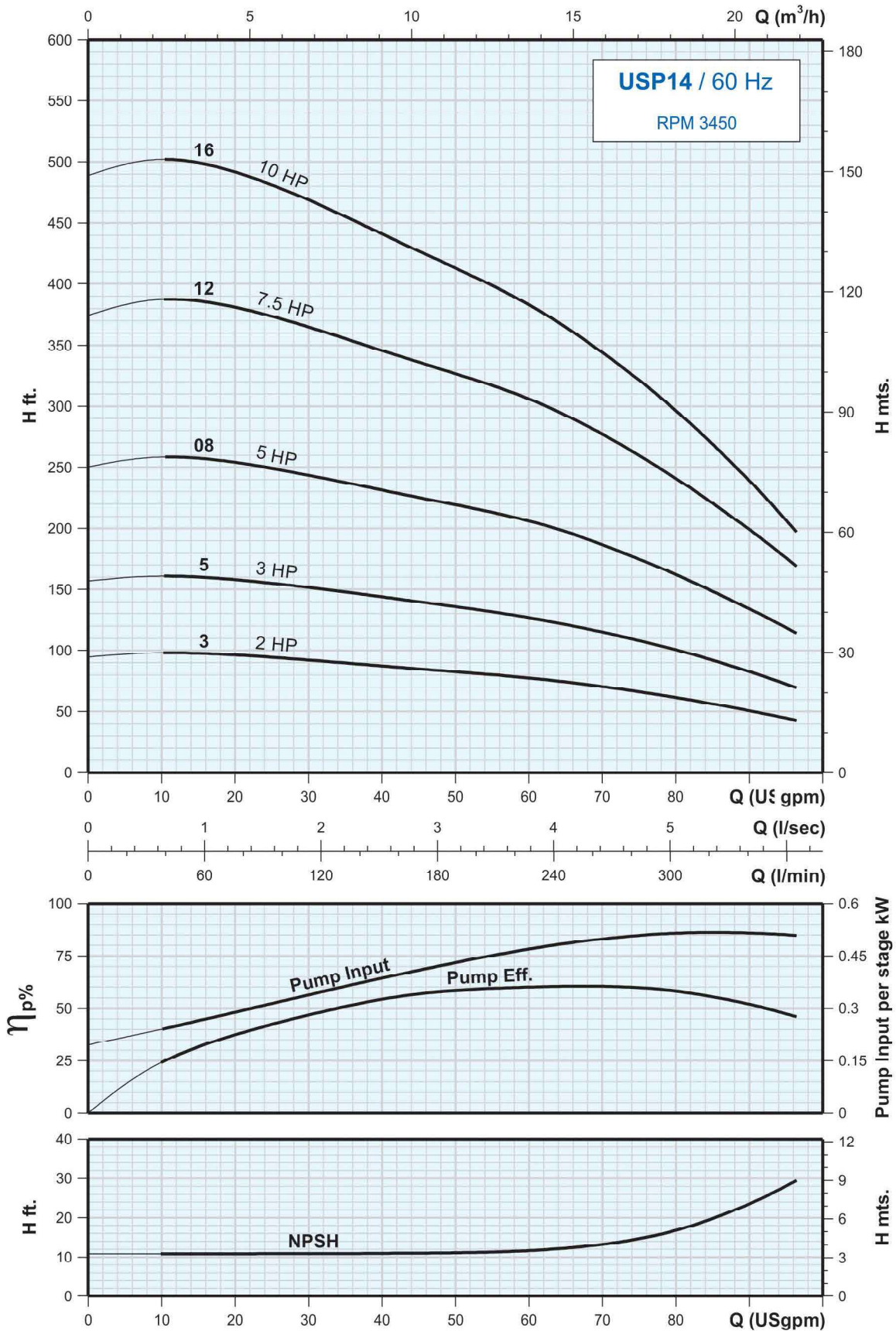
Model Name	kW	HP	Stage	Q	n = 3450 rpm					
				L/min	0	33.3	166.7	233.4	300.1	365
				Usgpm	0	8.8	44	61.7	79.3	96.4
USP14/3	1.50	2.00	3		98	94	85	76	62	43
USP14/5	2.20	3.00	5		161	157	141	125	102	70
USP14/8	3.70	5.00	8	H ft.	258	250	226	203	164	114
USP14/12	5.50	7.50	12		387	374	338	302	244	169
USP14/16	7.50	10.00	16		502	489	430	377	300	197

### Dimensions & Weights



Model Name	Motor Joining Size	ØE (inch)	L (inch)	Pump Gross weight (lbs)	Pump Gross Volume (ft <sup>3</sup> )
USP14/3	4"	3.98	14.96	10	0.2
USP14/5	4"	3.98	20.08	14	0.4
USP14/8	4"	3.98	27.76	19	0.4
USP14/12	4"	3.98	37.99	26	0.6
USP14/16	4"	3.98	40.43	34	0.6
USP14/16	6"	5.59	50.67	34	1.4

# Performance Curve





Since 1969  
**Unnati**<sup>®</sup>  
MOTORS | PUMPS

Disclaimer : Due to continual up gradation in design & specification in motor the technical details illustrated in this catalogue may differ with that of actual motor.



Since 1969  
**Unnati**<sup>®</sup>  
MOTORS | PUMPS

**UNNATI PUMPS PVT. LTD**  
81, Amarnath Estate,  
Opp. Shayona Estate, Naroda Road,  
Ahmedabad-380 025 (Guj.) INDIA

Phone : +91-79-2220 3434  
Mobile : +91-99099 72592  
E-mail : [export@unnatipumps.com](mailto:export@unnatipumps.com)  
Visit us : [www.unnatipumps.com](http://www.unnatipumps.com)