

Since 1969
Unnati[®]
MOTORS | PUMPS

60 Hz



**TOGETHER WE CAN DO IT
TOGETHER WE HAVE ALWAYS DONE IT**



Since 1969
Unnati[®]
MOTORS | PUMPS

QUALITY POLICY

"UNNATI" Aims To Meet Customer Requirements And Expectations By Supply Quality Product On Schedule Time And Continually Improve The Effectiveness Of The Quality Management System".

QUALITY OBJECTIVES

The Quality Objective Of Unnati Management Is To Supply Only That Product, Which Meets Customer Requirements As Per International Standards Of Quality, Performance., Reliability, Specified By Him. And Only Those Items Will Be Submitted To Him For Acceptance, Which Fully Meet The Inherent Requirements Of Product.

Also Every Step Is Taken To Establish And Maintain An Effective And Efficient Quality Program Planned And Developed In Conjunction With Other Management Functions By First Time Right Principles.



Performance Range

Stainless steel submersible bore well pumps

Model	Borewell Dia.	GPM	Head	Del. (NPT)
USP2	4"	0-13	1673-62	1/4"
USP3	4"	0-20	2231-67	1/4" / 1 1/2"
USP5	4"	0-34	1575-33	1/4" / 1 1/2"
USP8	4"	0-54	1867-39	2"
USP14	4"	0-96	489-43	2"
USP17	6"	0-118	2079-20	2 1/2"
USP30	6"	0-207	2133-16	3"/4"
USP46	6"	0-316	1555-1	4"
USP60	6"	0-403	1457-19	4"
USP77	8"	0-528	1427-32	5"
USP95	8"	0-660	1309-7	5"
USP125	10"	0-859	1772-19	6"
USP160	10"	0-1100	1496-19	6"
USP215	11"	0-1475	1240-14	6"

Product Range

Stainless steel submersible bore well pumps

USP2, USP3
& USP5



USP8



USP14



USP30



USP46 & USP60



USP77 & USP95



USP125
& USP160



USP215

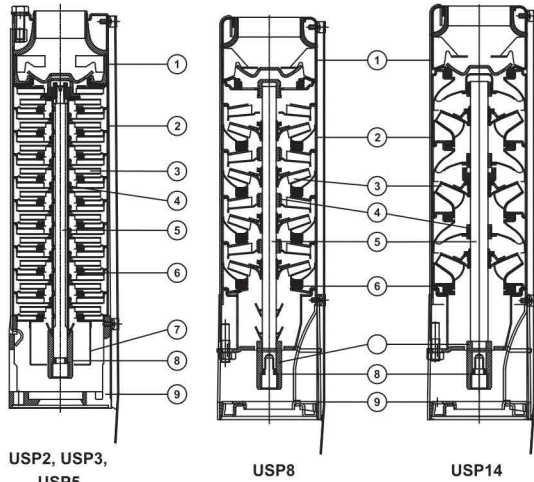


Construction

Stainless steel submersible bore well pumps

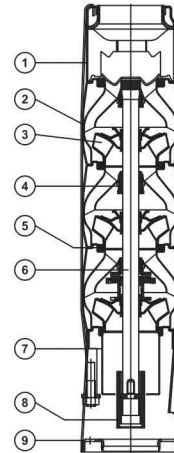
Sectional drawing & Materials

4" Stainless steel submersible bore well pumps



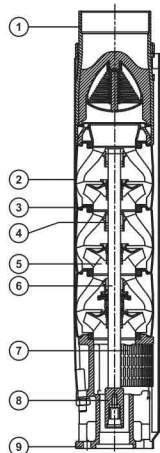
Pos.	Component	Material
01	Delivery casing	Stainless steel AISI 304 / Cf8
02	Diffuser	Stainless steel AISI 304
03	Impeller	Stainless steel AISI 304
04	Bearing	NBR
05	Pump shaft	Stainless steel AISI 410 / 304
06	Neck ring	NBR
07	Strainer	Stainless steel AISI 304
08	Coupling	Stainless steel AISI 304
09	Suction inter connector	Stainless steel AISI 304

6" Stainless steel submersible bore well pumps



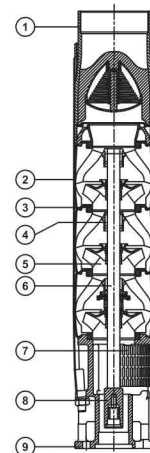
Pos.	Component	Material
01	Delivery casing	Stainless steel AISI 304
02	Diffuser	Stainless steel AISI 304
03	Impeller	Stainless steel AISI 304
04	Bearing	NBR
05	Neck ring	NBR
06	Pump shaft	Stainless steel AISI 431
07	Strainer	Stainless steel AISI 304
08	Coupling	Stainless steel AISI 304
09	Suction inter connector	Stainless steel AISI 304
10	Upper Thrust	Stainless steel AISI 304 / NR

8" Stainless steel submersible bore well pumps



Pos.	Component	Material
01	Delivery casing	Stainless steel AISI 304 / Cf8
02	Diffuser	AISI 304
03	Neck ring	NBR
04	Bearing	NBR
05	Impeller	AISI 304
06	Pump shaft	AISI 431
07	Strainer	Stainless steel AISI 304
08	Coupling	AISI 304
09	Suction inter connector	Stainless steel AISI 304 / Cf8

10" Stainless steel submersible bore well pumps



Pos.	Component	Material
01	Delivery casing	Stainless steel AISI 304 / Cf8
02	Diffuser	Stainless steel AISI 304
03	Neck ring	NBR
04	Bearing	NBR
05	Impeller	Stainless steel AISI 304
06	Pump shaft	Stainless steel AISI 431
07	Strainer	Stainless steel AISI 304
08	Coupling	Stainless steel AISI 304
09	Suction inter connector	Stainless steel AISI 304 / Cf8

Technical Data

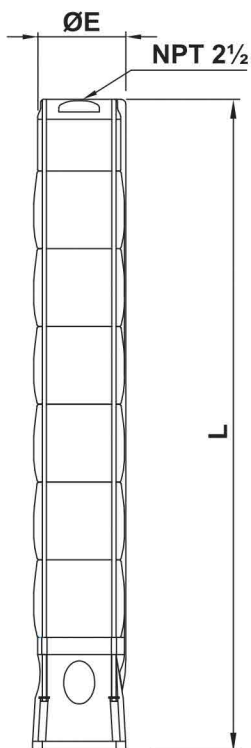
Stainless Steel Pumps

6" USP17

Performance Table

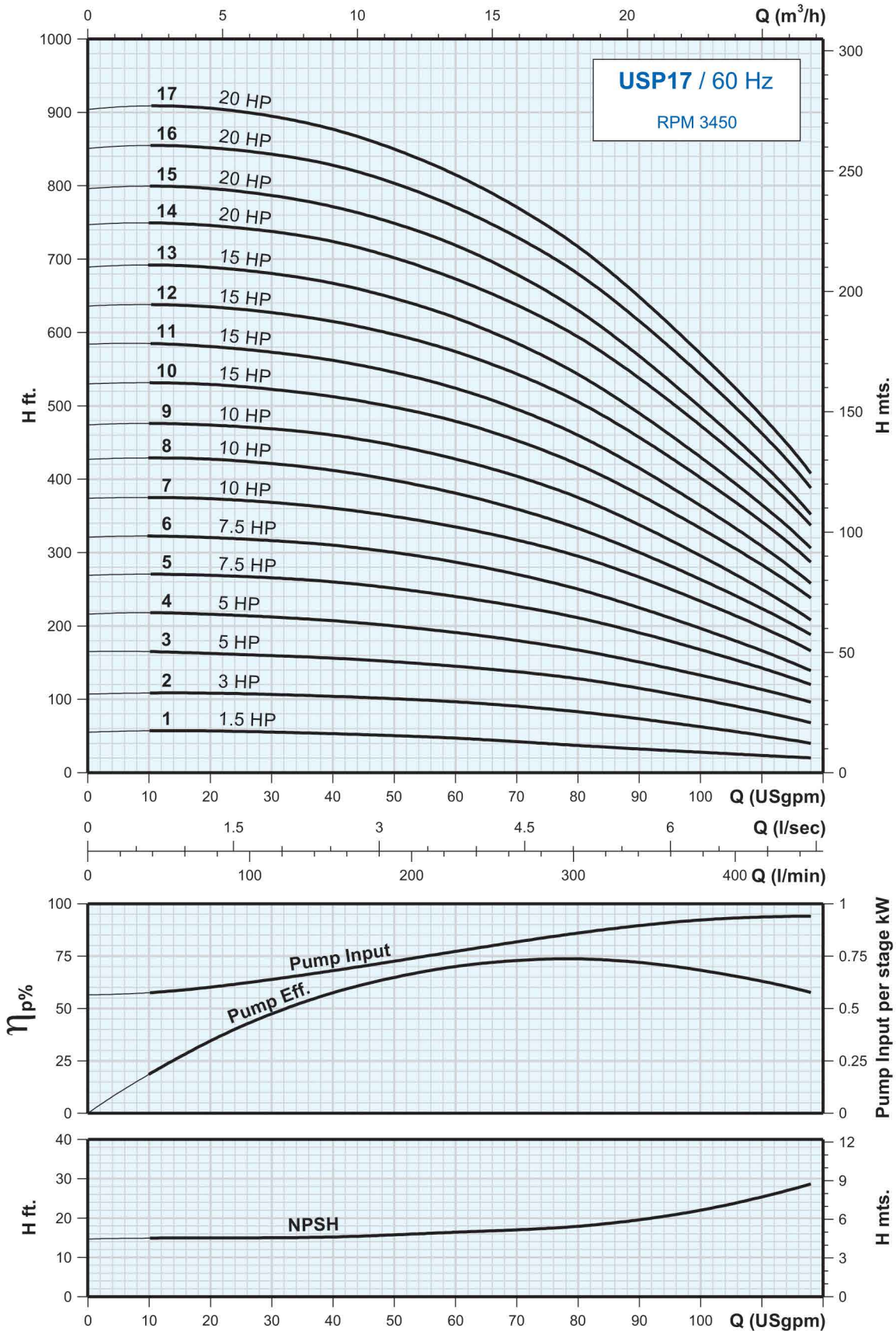
Model Name	kW	HP	Stage	Q	n = 3450 rpm						
				L/min	0	38	68	151	227	303	447
				USgpm	0	10	18	40	60	80	118
USP17/1	1.1	1.5	1		57	57	55	53	47	37	20
USP17/2	2.2	3	2		109	109	107	104	97	83	40
USP17/3	3.7	5	3		163	160	159	156	145	128	68
USP17/4	3.7	5	4		217	212	211	207	191	167	96
USP17/5	5.5	7.5	5		270	263	263	260	240	211	120
USP17/6	5.5	7.5	6		321	315	315	310	287	250	139
USP17/7	7.5	10	7		374	367	366	361	335	295	166
USP17/8	7.5	10	8		428	419	418	412	381	333	188
USP17/9	7.5	10	9	H ft.	475	471	469	460	428	375	208
USP17/10	11	15	10		530	523	521	513	479	420	238
USP17/11	11	15	11		582	575	572	562	524	460	258
USP17/12	11	15	12		636	627	624	615	574	506	287
USP17/13	11	15	13		690	679	675	667	620	543	306
USP17/14	15	20	14		750	747	747	724	673	594	337
USP17/15	15	20	15		800	798	796	772	719	630	352
USP17/16	15	20	16		855	853	851	828	771	680	388
USP17/17	15	20	17		909	907	904	877	815	717	408

Dimensions & Weights



Model Name	Motor Joining Size	ØE (inch)	L (inch)	Pump Gross weight (lbs)	Pump Gross Volume (ft ³)
USP17/1	4"	5.16	13.15	28.0	0.30
USP17/2	4"	5.16	15.51	30.0	0.36
USP17/3	4"	5.16	17.87	32.0	0.41
USP17/4	4"	5.16	20.24	34.0	0.46
USP17/5	4"	5.16	22.60	35.0	0.52
USP17/6	4"	5.16	24.96	37.0	0.57
USP17/7	4"	5.16	27.32	39.0	0.63
USP17/8	4"	5.16	29.69	41.0	0.68
USP17/9	4"	5.16	32.05	43.0	0.74
USP17/7	6"	5.59	27.32	39.0	0.63
USP17/8	6"	5.59	29.69	41.0	0.68
USP17/9	6"	5.59	32.05	43.0	0.74
USP17/10	6"	5.59	34.41	44.0	0.79
USP17/11	6"	5.59	36.77	46.0	0.84
USP17/12	6"	5.59	39.13	48.0	0.90
USP17/13	6"	5.59	41.50	50.0	0.95
USP17/14	6"	5.59	43.86	51.0	1.01
USP17/15	6"	5.59	46.22	53.0	1.06
USP17/16	6"	5.59	48.58	55.0	1.12
USP17/17	6"	5.59	50.94	57.0	1.17

Performance Curve



Technical Data

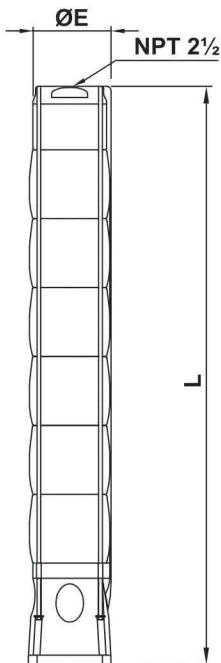
Stainless Steel Pumps

6" USP17

Performance Table

Model Name	kW	HP	Stage	Q	n = 3450 rpm						
				L/min	0	38	68	151	227	303	447
				USgpm	0	10	18	40	60	80	118
USP17/18	15.0	20	18		960	958	956	925	860	756	429
USP17/19	18.5	25	19		1020	1018	1014	987	921	815	467
USP17/20	18.5	25	20		1071	1069	1066	1038	967	850	491
USP17/21	18.5	25	21		1124	1122	1119	1087	1010	887	509
USP17/22	18.5	25	22		1171	1169	1166	1133	1057	927	529
USP17/23	22.0	30	23		1230	1228	1225	1190	1110	980	561
USP17/24	22.0	30	24		1283	1279	1279	1240	1156	1020	581
USP17/25	22.0	30	25		1329	1327	1323	1286	1200	1057	600
USP17/26	22.0	30	26	H ft.	1383	1380	1379	1340	1245	1095	620
USP17/27	22.0	30	27		1450	1448	1446	1407	1312	1160	677
USP17/28	30.0	40	28		1501	1497	1497	1455	1360	1200	698
USP17/29	30.0	40	29		1554	1551	1549	1507	1406	1240	720
USP17/30	30.0	40	30		1602	1600	1595	1551	1449	1280	739
USP17/33	30.0	40	33		1767	1764	1760	1709	1591	1400	803
USP17/36	30.0	40	36		1919	1914	1913	1852	1725	1519	858
USP17/39	37.0	50	39		2085	2081	2079	2024	1900	1682	981

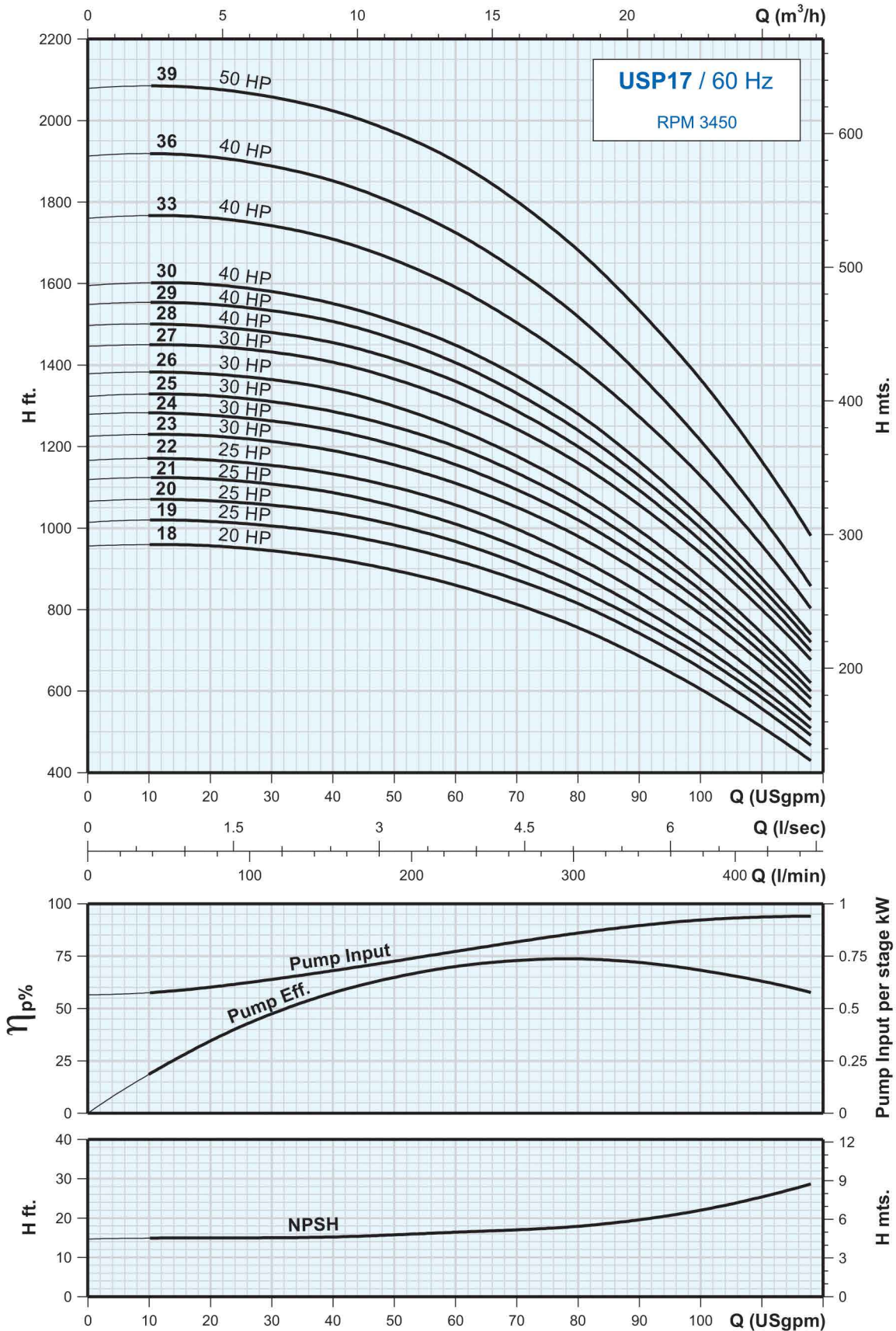
Dimensions & Weights



USP17/33 to USP17/39 is mounted in sleeve / adapter optional

Model Name	Motor Joining Size	ØE (inch)	L (inch)	Pump Gross weight (lbs)	Pump Gross Volume (ft ³)
USP17/18	6"	5.59	53.31	59.0	1.22
USP17/19	6"	5.59	55.67	60.0	1.28
USP17/20	6"	5.59	58.03	62.0	1.33
USP17/21	6"	5.59	60.39	64.0	1.39
USP17/22	6"	5.59	62.76	66.0	1.44
USP17/23	6"	5.59	65.12	67.0	1.50
USP17/24	6"	5.59	67.48	69.0	1.55
USP17/25	6"	5.59	69.84	71.0	1.60
USP17/26	6"	5.59	72.20	73.0	1.66
USP17/27	6"	5.59	74.57	75.0	1.71
USP17/28	6"	5.59	76.93	76.0	1.77
USP17/29	6"	5.59	79.29	78.0	1.82
USP17/30	6"	5.59	81.65	80.0	1.88
USP17/33	6"	6.89	88.74	85.0	2.04
USP17/36	6"	6.89	95.83	91.0	2.20
USP17/39	6"	6.89	102.91	96.0	2.36

Performance Curve



Technical Data

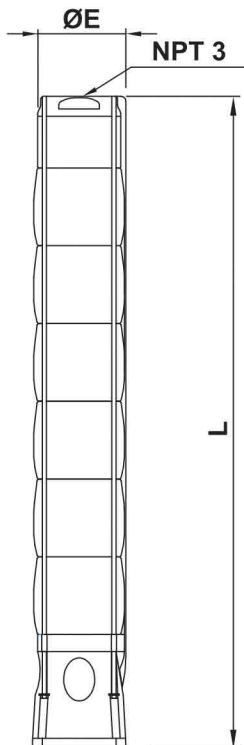
Stainless Steel Pumps

6" USP30

Performance Table

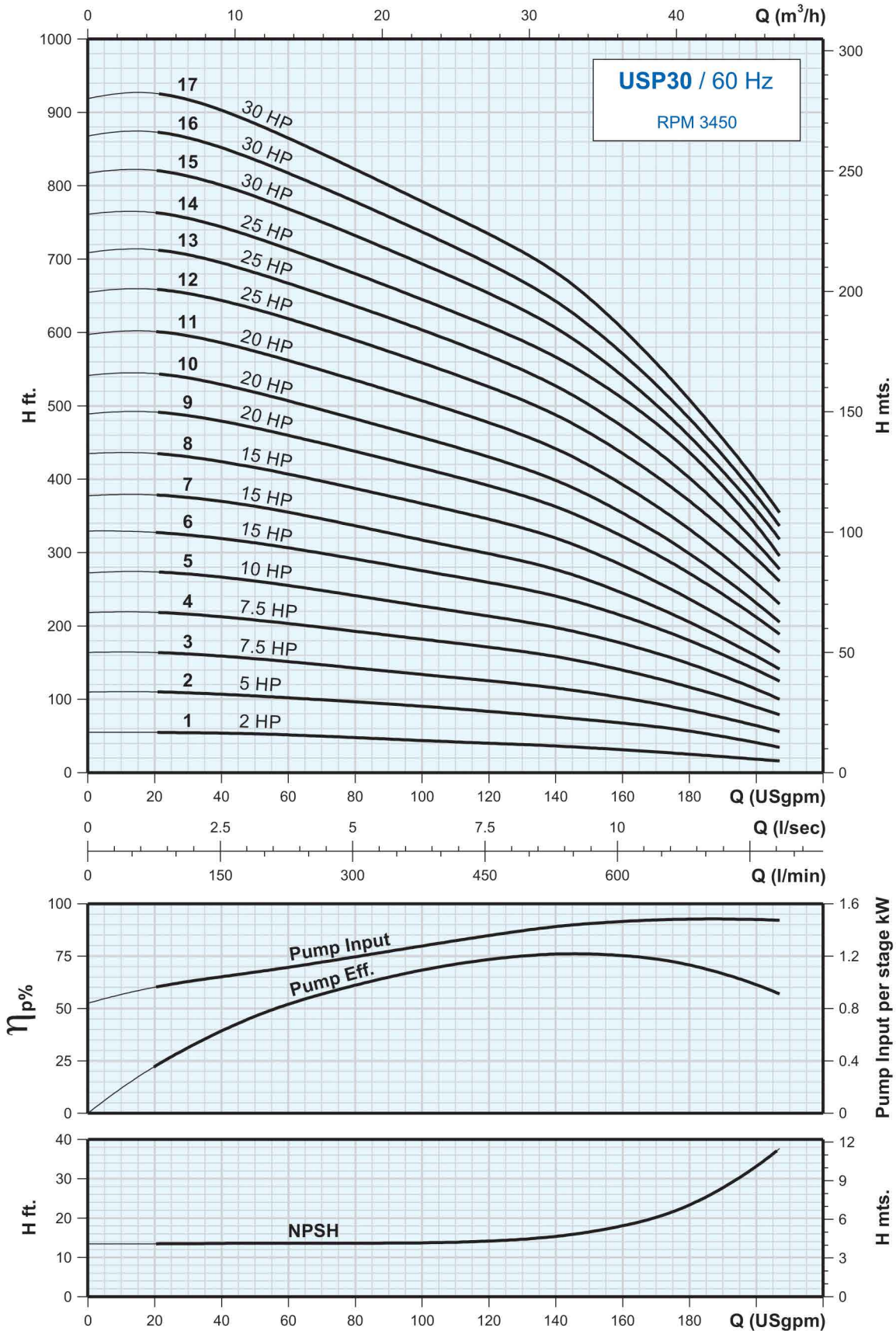
Model Name	kW	HP	Stage	Q	n = 3450 rpm						
				L/min	0	67	200	400	533	667	783
				USgpm	0	17.6	52.8	105.7	140.9	176.2	207
USP30/1	1.50	2.00	1		55	55	52	43	36	26	16
USP30/2	3.70	5.00	2		110	110	104	89	75	59	34
USP30/3	5.50	7.50	3		164	164	154	131	115	89	56
USP30/4	5.50	7.50	4		219	218	207	179	157	121	79
USP30/5	7.50	10.00	5		274	272	259	223	197	154	100
USP30/6	11.00	15.00	6		329	328	311	271	240	187	125
USP30/7	11.00	15.00	7		379	377	361	312	276	213	141
USP30/8	11.00	15.00	8		436	435	413	361	318	246	164
USP30/9	15.00	20.00	9	H ft.	492	489	467	408	361	282	189
USP30/10	15.00	20.00	10		545	541	515	449	397	310	205
USP30/11	15.00	20.00	11		602	597	571	499	440	344	230
USP30/12	18.50	25.00	12		659	655	628	550	486	384	261
USP30/13	18.50	25.00	13		714	709	677	594	525	417	277
USP30/14	18.50	25.00	14		764	761	725	635	564	453	295
USP30/15	22.00	30.00	15		822	817	781	682	604	476	318
USP30/16	22.00	30.00	16		874	868	830	725	640	501	336
USP30/17	22.00	30.00	17		927	919	879	766	679	528	354

Dimensions & Weights



Model Name	Motor Joining Size	ØE (inch)	L (inch)	Pump Gross weight (lbs)	Pump Gross Volume (ft ³)
USP30/1	4"	5.16	14.57	27.0	0.42
USP30/2	4"	5.16	18.35	31.0	0.51
USP30/3	4"	5.16	22.13	35.0	0.6
USP30/4	4"	5.16	25.91	39.0	0.69
USP30/5	4"	5.16	29.69	44.0	0.77
USP30/5	6"	5.59	29.69	44.0	0.77
USP30/6	6"	5.59	33.46	48.0	0.86
USP30/7	6"	5.59	37.24	52.0	0.95
USP30/8	6"	5.59	41.02	56.0	1.03
USP30/9	6"	5.59	44.8	61.0	1.12
USP30/10	6"	5.59	48.58	65.0	1.21
USP30/11	6"	5.59	52.36	69.0	1.29
USP30/12	6"	5.59	56.14	73.0	1.38
USP30/13	6"	5.59	59.92	78.0	1.47
USP30/14	6"	5.59	63.7	82.0	1.55
USP30/15	6"	5.59	67.48	86.0	1.64
USP30/16	6"	5.59	71.26	90.0	1.73
USP30/17	6"	5.59	75.04	94.0	1.81

Performance Curve



Technical Data

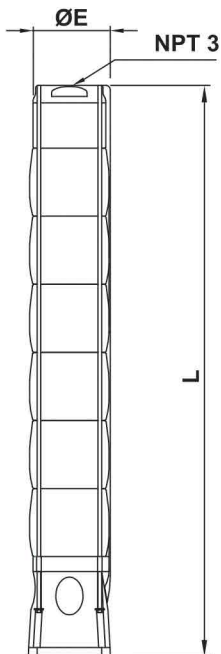
Stainless Steel Pumps

6" USP30

Performance Table

Model Name	kW	HP	Stage	Q	n = 3450 rpm						
				L/min	0	67	200	400	533	667	783
				USgpm	0	17.6	52.8	105.7	140.9	176.2	207
USP30/18	30.0	40.0	18		988	983	942	827	735	581	394
USP30/19	30.0	40.0	19		1042	1037	989	873	771	607	412
USP30/20	30.0	40.0	20		1093	1089	1038	912	810	636	431
USP30/21	30.0	40.0	21		1148	1145	1094	955	848	668	451
USP30/22	30.0	40.0	22		1201	1198	1145	997	886	694	471
USP30/23	30.0	40.0	23		1253	1248	1191	1040	919	722	489
USP30/24	37.0	50.0	24		1316	1306	1250	1102	981	778	528
USP30/25	37.0	50.0	25		1371	1358	1299	1148	1017	804	548
USP30/26	37.0	50.0	26	H ft.	1417	1407	1352	1188	1050	833	564
USP30/27	37.0	50.0	27		1473	1460	1401	1230	1093	863	584
USP30/28	37.0	50.0	28		1526	1514	1447	1273	1129	892	600
USP30/29	37.0	50.0	29		1604	1591	1526	1345	1201	961	663
USP30/31	37.0	50.0	31		1706	1693	1627	1434	1280	1017	699
USP30/33	37.0	50.0	33		1811	1801	1729	1526	1355	1083	745
USP30/36	55.0	75.0	36		1993	1972	1900	1677	1503	1198	830
USP30/39	55.0	75.0	39		2156	2133	2054	1811	1617	1296	892

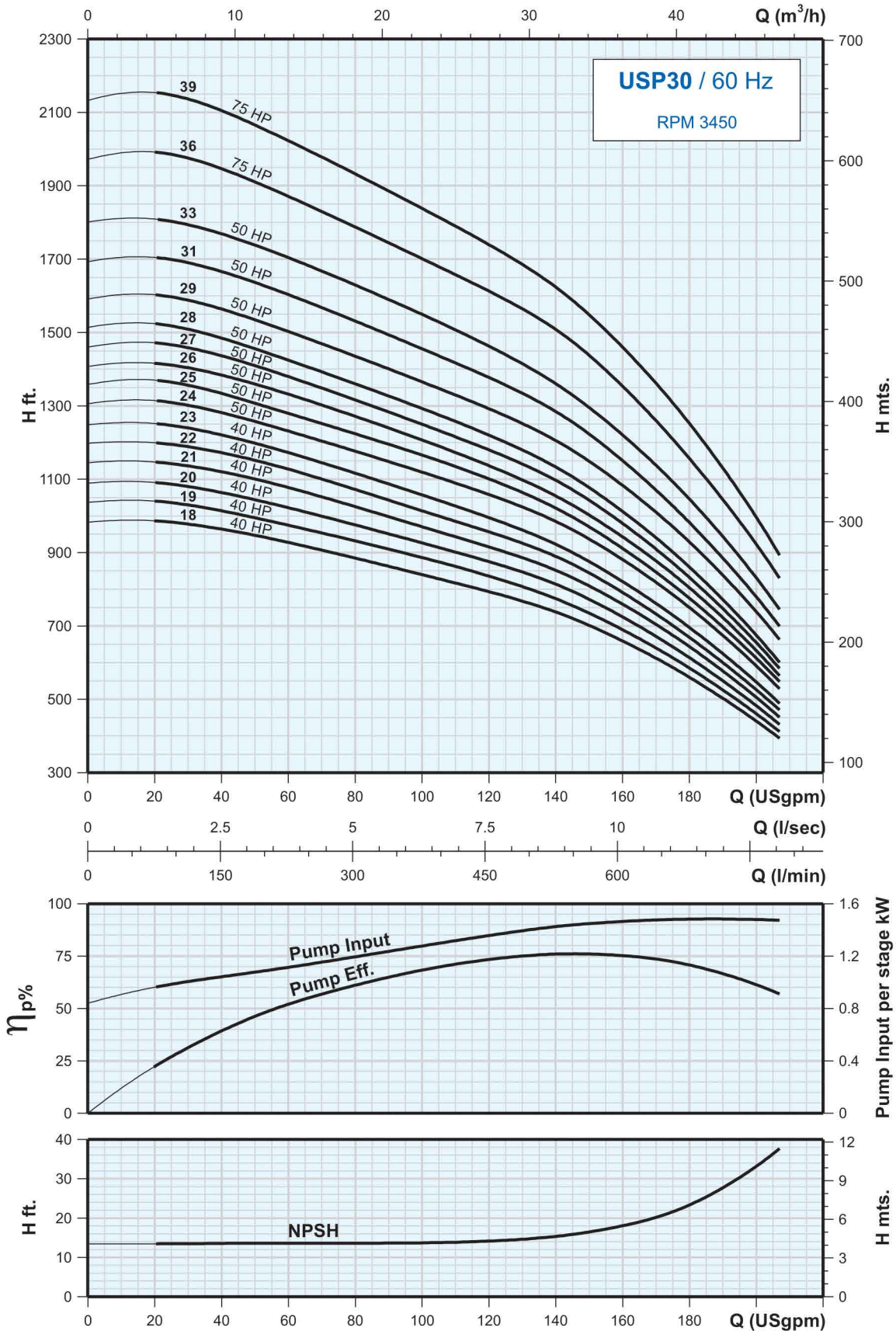
Dimensions & Weights



Model Name	Motor Joining Size	ØE (inch)	L (inch)	Pump Gross weight (lbs)	Pump Gross Volume (ft ³)
USP30/18	6"	5.59	78.82	99.0	1.90
USP30/19	6"	5.59	82.60	103.0	1.99
USP30/20	6"	5.59	86.38	107.0	2.07
USP30/21	6"	5.59	90.16	111.0	2.16
USP30/22	6"	5.59	93.94	116.0	2.25
USP30/23	6"	5.59	97.72	120.0	2.33
USP30/24	6"	6.89	101.50	124.0	2.42
USP30/25	6"	6.89	105.28	128.0	2.51
USP30/26	6"	6.89	109.06	133.0	2.59
USP30/27	6"	6.89	112.83	137.0	2.68
USP30/28	6"	6.89	116.61	141.0	2.77
USP30/29	8"	7.48	124.33	145.0	2.86
USP30/31	8"	7.48	131.89	154.0	3.03
USP30/33	8"	7.48	136.00	162.0	3.20
USP30/36	8"	7.48	150.79	175.0	3.46
USP30/39	8"	7.48	162.13	188.0	3.72

USP30/24 to USP30/39 is mounted in sleeve / adapter optional

Performance Curve



Technical Data

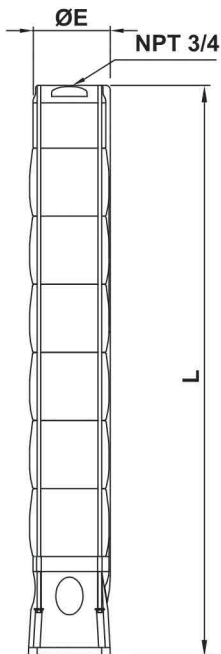
Stainless Steel Pumps

6" USP46

Performance Table

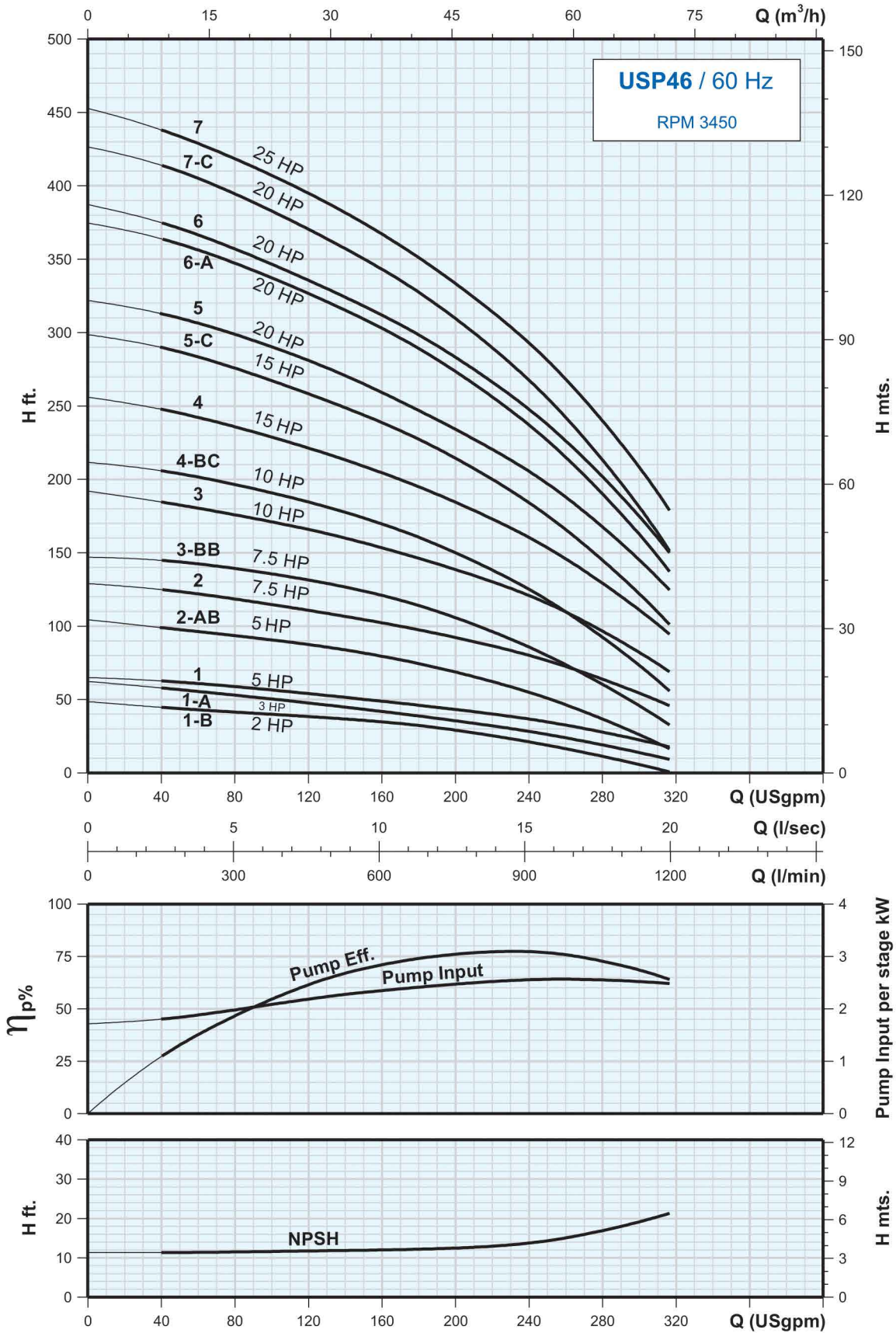
Model Name	kW	HP	Stage	Q	n = 3450 rpm					
				L/min	0	167	500	667	933	1198
				Usgpm	0	44	132.1	176.2	246.5	316.5
USP46/1-B	1.50	2.00	1		49	44	37	33	20	1
USP46/1-A	2.20	3.00	1		62	57	46	39	27	9
USP46/1	3.70	5.00	1		65	62	52	47	35	18
USP46/2-AB	3.70	5.00	2		104	98	85	75	52	16
USP46/2	5.50	7.50	2		129	124	108	98	78	46
USP46/3-BB	5.50	7.50	3		147	144	129	115	82	33
USP46/3	7.50	10.00	3		192	184	162	148	117	69
USP46/4-BC	7.50	10.00	4		212	205	180	162	120	56
USP46/4	11.00	15.00	4	H ft.	256	247	217	197	156	94
USP46/5-C	11.00	15.00	5		299	289	253	230	178	101
USP46/5	15.00	20.00	5		322	312	275	249	200	125
USP46/6-A	15.00	20.00	6		375	363	320	292	230	137
USP46/6	15.00	20.00	6		387	373	329	301	241	150
USP46/7-C	15.00	20.00	7		427	412	363	331	260	151
USP46/7	18.50	25.00	7		453	436	387	354	285	179

Dimensions & Weights



Model Name	Motor Joining Size	ØE (inch)	L (inch)	Pump Gross weight (lbs)	Pump Gross Volume (ft ³)
USP46/1-B	4"	5.75	15.43	22	0.46
USP46/1-A	4"	5.75	15.43	22	0.46
USP46/1	4"	5.75	15.43	22	0.46
USP46/2-AB	4"	5.75	19.88	28	0.55
USP46/2	4"	5.75	19.88	28	0.55
USP46/3-BB	4"	5.75	24.33	34	0.65
USP46/3	4"	5.75	24.33	34	0.65
USP46/4-BC	4"	5.75	28.78	40	0.74
USP46/3	6"	5.83	24.33	34	0.65
USP46/4-BC	6"	5.83	28.78	40	0.74
USP46/4	6"	5.83	28.78	40	0.74
USP46/5-C	6"	5.83	33.23	46	0.84
USP46/5	6"	5.83	33.23	46	0.84
USP46/6-A	6"	5.83	37.68	52	0.94
USP46/6	6"	5.83	37.68	52	0.94
USP46/7-C	6"	5.83	42.13	58	1.03
USP46/7	6"	5.83	42.13	58	1.03

Performance Curve



Technical Data

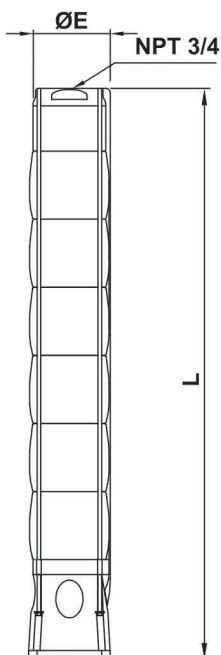
Stainless Steel Pumps

6" USP46

Performance Table

Model Name	kW	HP	Stage	Q	n = 3450 rpm					
				L/min	0	167	500	667	933	1198
				Usgpm	0	44	132.1	176.2	246.5	316.5
USP46/8	18.5	25.0	8		514	496	440	400	322	202
USP46/9	22.0	30.0	9		581	558	492	451	361	228
USP46/10	30.0	40.0	10		650	623	554	509	413	262
USP46/11	30.0	40.0	11		712	686	607	558	449	284
USP46/12	30.0	40.0	12		774	750	666	607	489	315
USP46/13	30.0	40.0	13		837	807	714	651	525	335
USP46/14	37.0	50.0	14		902	873	776	712	576	371
USP46/15	37.0	50.0	15	H ft.	965	932	830	764	614	392
USP46/16	37.0	50.0	16		1027	994	883	810	651	415
USP46/17	45.0	60.0	17		1088	1050	935	856	691	440
USP46/18	45.0	60.0	18		1168	1130	1007	928	748	484
USP46/19	45.0	60.0	19		1230	1194	1061	974	789	509
USP46/20	55.0	75.0	20		1293	1253	1115	1027	830	528
USP46/22	55.0	75.0	22		1430	1385	1237	1138	919	590
USP46/24	55.0	75.0	24		1555	1509	1345	1240	1001	640

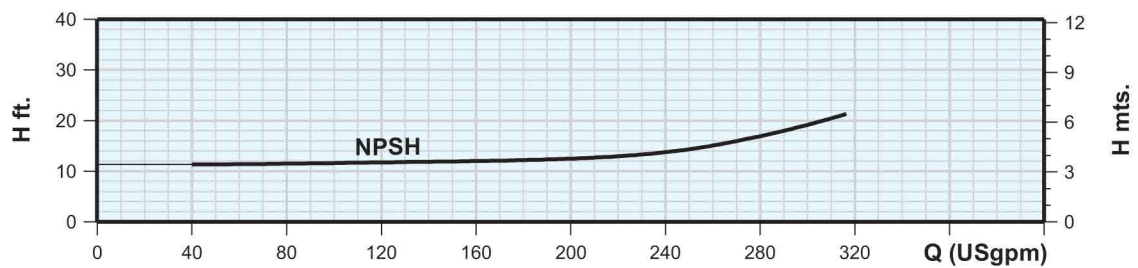
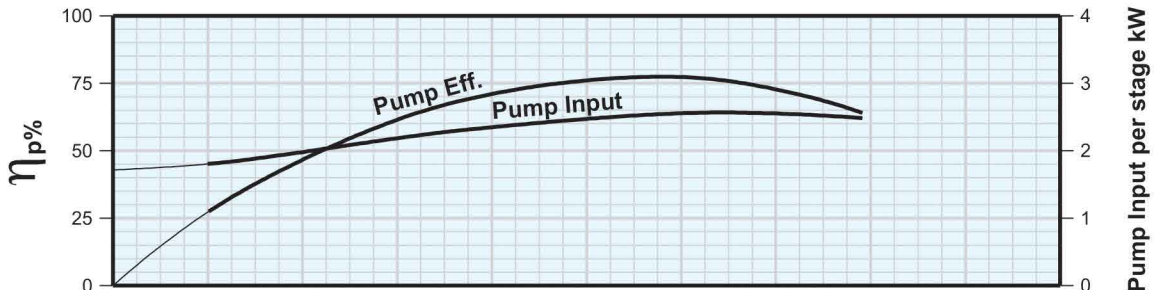
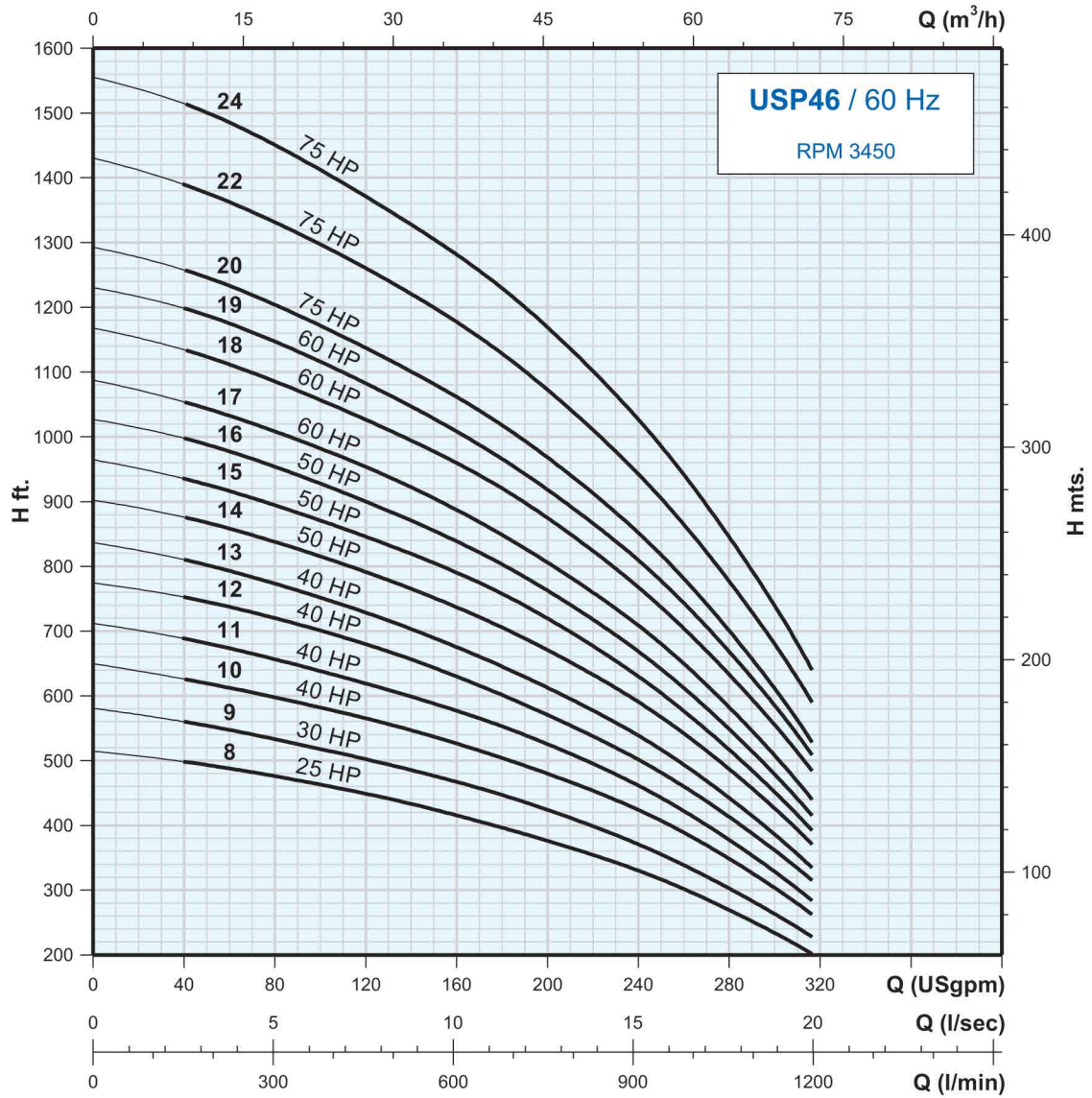
Dimensions & Weights



Model Name	Motor Joining Size	ØE (inch)	L (inch)	Pump Gross weight (lbs)	Pump Gross Volume (ft ³)
USP46/8	6"	5.8	46.57	64.0	1.13
USP46/9	6"	5.8	51.02	70.0	1.22
USP46/10	6"	5.8	55.47	76.0	1.32
USP46/11	6"	5.8	59.92	82.0	1.42
USP46/12	6"	5.8	64.37	88.0	1.51
USP46/13	6"	5.8	68.82	94.0	1.61
USP46/14	6"	5.8	73.27	100.0	1.70
USP46/15	6"	5.8	77.72	106.0	1.80
USP46/16	6"	5.8	82.17	113.0	1.90
USP46/17	6"	5.8	86.61	119.0	1.99
USP46/18	8"	7.48	95.00	125.0	2.09
USP46/19	8"	7.48	99.45	131.0	2.18
USP46/20	8"	7.48	103.90	137.0	2.28
USP46/22	8"	7.48	112.80	149.0	2.47
USP46/24	8"	7.48	121.69	161.0	2.66

USP46/20 to USP46/24 is mounted in sleeve / adapter optional

Performance Curve



Technical Data

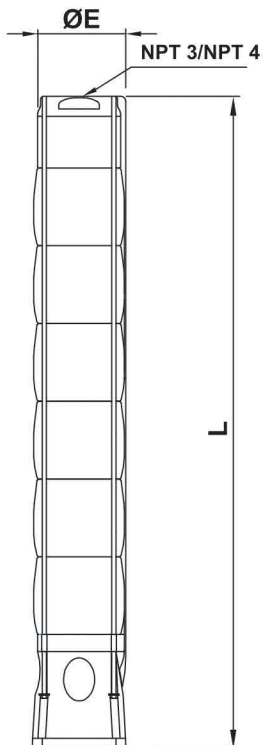
Stainless Steel Pumps

6" USP60

Performance Table

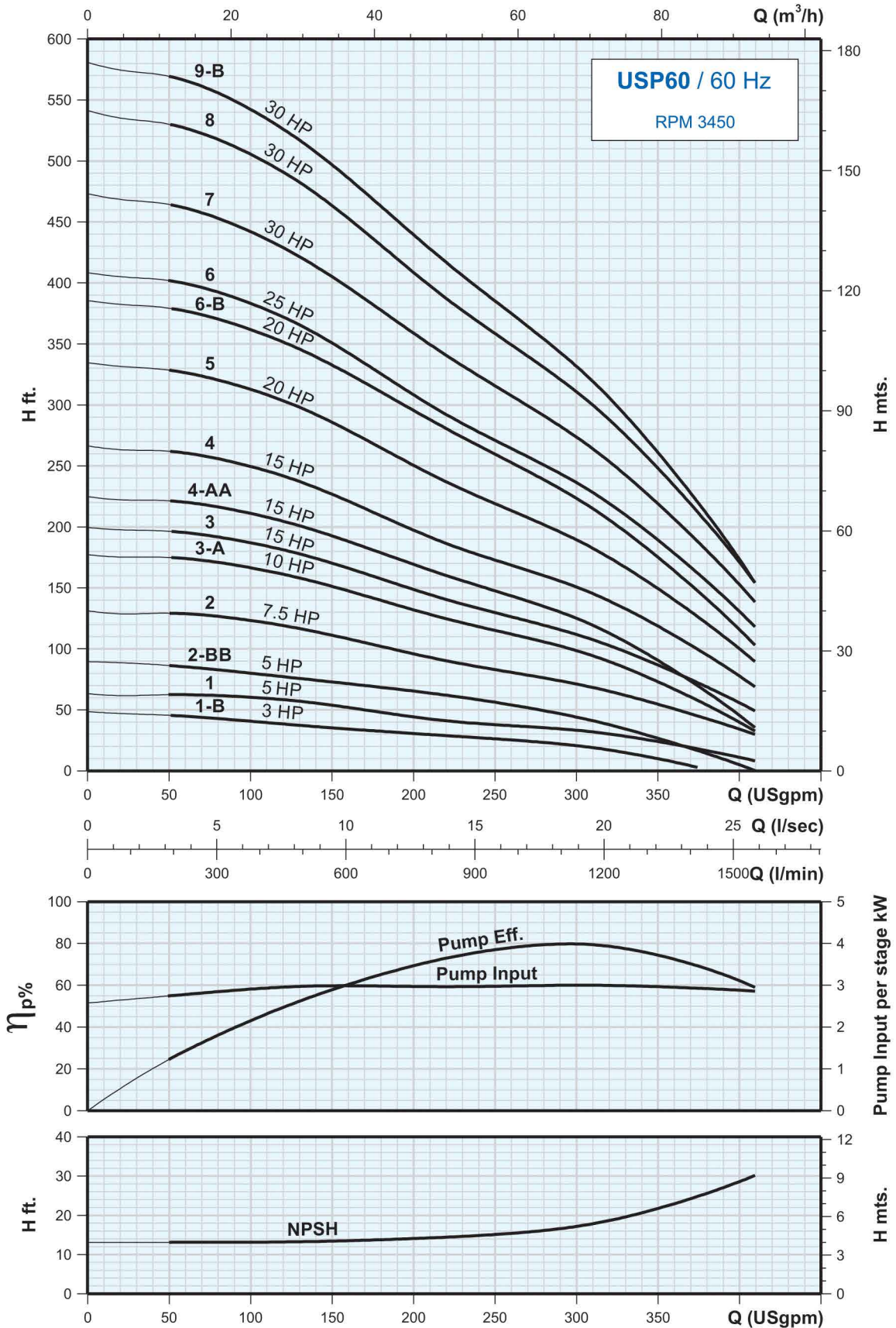
Model Name	kW	HP	Stage	Q	n = 3450 rpm						
				L/min	0	83	167	500	834	1167	1550
				USgpm	0	21.9	44	132.1	220.2	308.3	409.5
USP60/1-B	2.2	3.00	1		49	47	46	37	29	19	-
USP60/1	3.7	5.00	1		63	62	62	57	41	32	8
USP60/2-BB	3.7	5.00	2		90	89	87	75	62	42	0
USP60/2	5.5	7.50	2		131	129	129	116	90	69	30
USP60/3-A	7.5	10.00	3		177	175	175	157	125	95	33
USP60/3	11.0	15.00	3		199	198	197	177	140	108	49
USP60/4-AA	11.0	15.00	4	H ft.	225	222	222	200	160	120	35
USP60/4	11.0	15.00	4		266	263	262	236	186	146	69
USP60/5	15.0	20.00	5		335	331	329	297	237	184	90
USP60/6-B	15.0	20.00	6		385	382	380	344	281	217	103
USP60/6	18.5	25.00	6		408	405	403	364	292	230	118
USP60/7	22.0	30.00	7		473	468	466	420	341	266	138
USP60/8	22.0	30.00	8		541	535	531	481	387	302	154
USP60/9-B	22.0	30.00	9		581	574	571	515	417	322	154

Dimensions & Weights



Model Name	Motor Joining Size	ØE (inch)	L (inch)	Pump Gross weight (lbs)	Pump Gross Volume (ft ³)
USP60/1-B	4"	5.75	15.43	13.0	0.46
USP60/1	4"	5.75	15.43	13.0	0.46
USP60/2-BB	4"	5.75	19.88	19.0	0.55
USP60/2	4"	5.75	19.88	19.0	0.55
USP60/3-A	4"	5.75	24.33	25.0	0.65
USP60/3-A	6"	5.83	28.78	26.0	0.74
USP60/3	6"	5.83	24.33	26.0	0.65
USP60/4-AA	6"	5.83	28.78	32.0	0.74
USP60/4	6"	5.83	28.78	32.0	0.74
USP60/5	6"	5.83	33.23	38.0	0.84
USP60/6-B	6"	5.83	37.68	44.0	0.94
USP60/6	6"	5.83	37.68	44.0	0.94
USP60/7	6"	5.83	42.13	50.0	1.03
USP60/8	6"	5.83	46.57	56.0	1.13
USP60/9-B	6"	5.83	51.02	62.0	1.22

Performance Curve



Technical Data

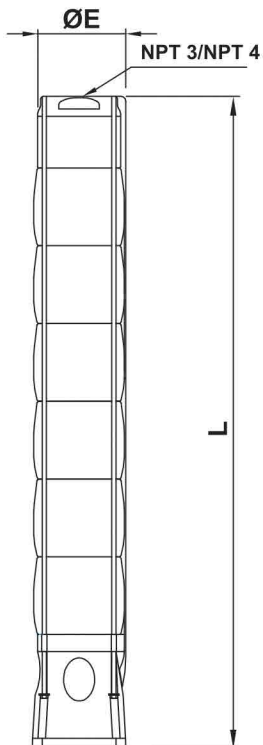
Stainless Steel Pumps

6" USP60

Performance Table

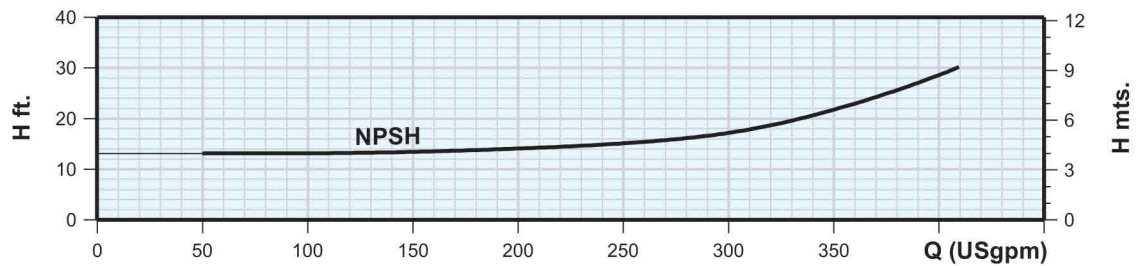
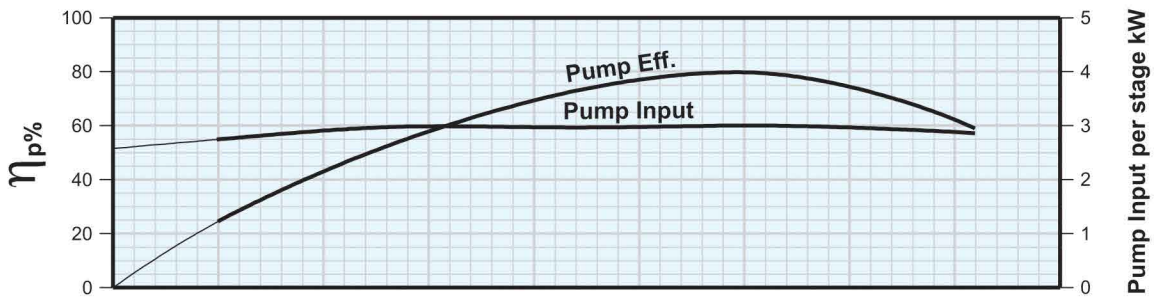
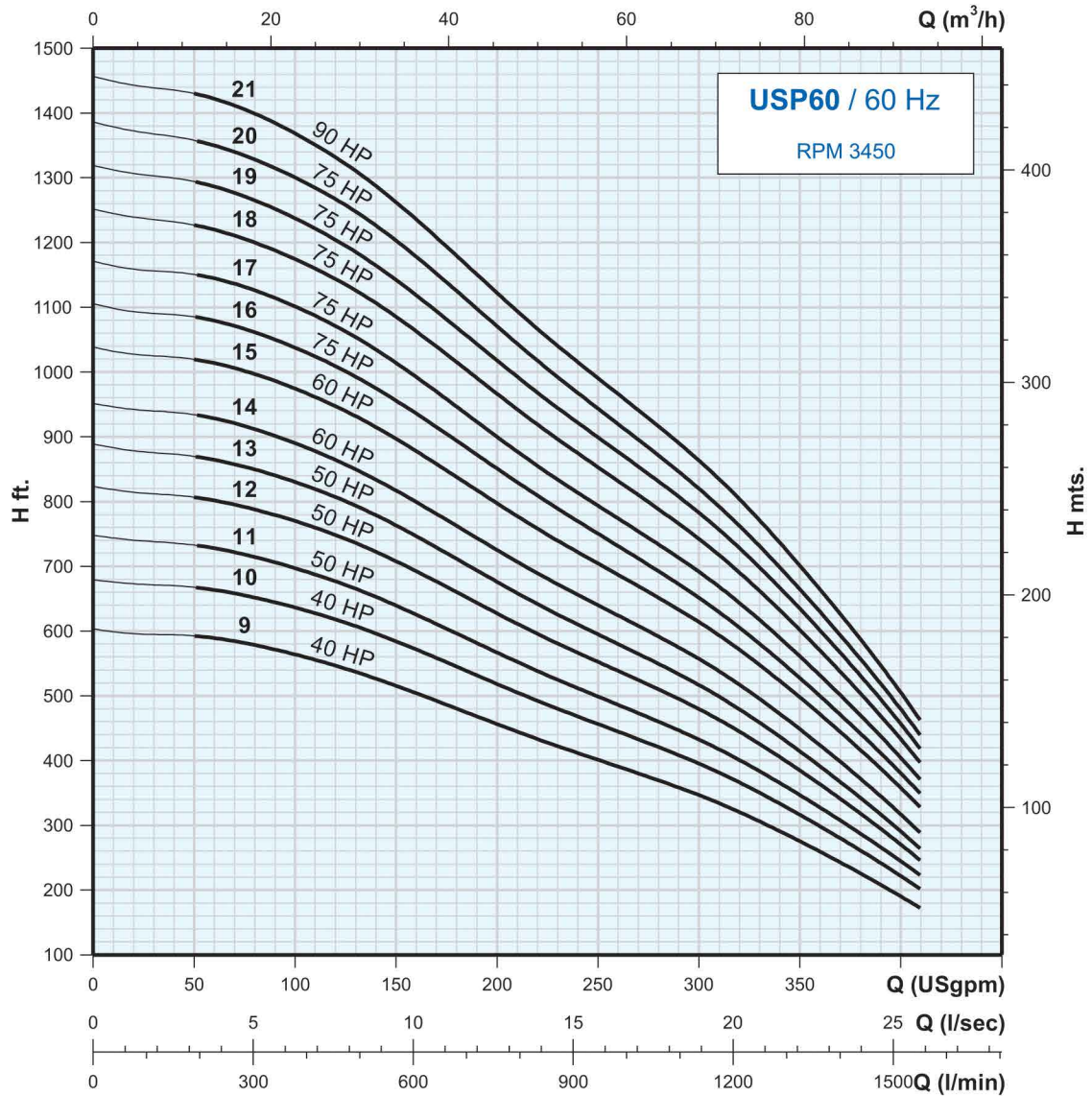
Model Name	kW	HP	Stage	Q	n = 3450 rpm						
				L/min	0	83	167	500	834	1167	1550
				USgpm	0	21.9	44	132.1	220.2	308.3	409.5
USP60/9	30.0	40.00	9		604	595	594	535	433	336	172
USP60/10	30.0	40.00	10		679	673	669	605	492	384	202
USP60/11	37.0	50.00	11		748	740	735	663	538	420	223
USP60/12	37.0	50.00	12		823	814	809	733	595	466	246
USP60/13	37.0	50.00	13		889	878	872	791	641	502	264
USP60/14	45.0	60.00	14		951	942	937	846	689	541	289
USP60/15	45.0	60.00	15	H ft.	1038	1027	1022	928	758	597	328
USP60/16	55.0	75.00	16		1106	1093	1088	989	809	633	349
USP60/17	55.0	75.00	17		1171	1158	1153	1050	855	673	371
USP60/18	55.0	75.00	18		1252	1239	1230	1122	919	722	397
USP60/19	55.0	75.00	19		1319	1306	1298	1181	968	761	418
USP60/20	55.0	75.00	20		1386	1371	1362	1243	1017	797	440
USP60/21	66.0	90.00	21		1457	1442	1434	1306	1066	840	463

Dimensions & Weights



Model Name	Motor Joining Size	ØE (inch)	L (inch)	Pump Gross weight (lbs)	Pump Gross Volume (ft ³)
USP60/9	6"	5.83	51.02	62.0	1.22
USP60/10	6"	5.83	55.47	67.0	1.32
USP60/11	6"	5.83	59.92	73.0	1.42
USP60/12	6"	5.83	64.37	79.0	1.51
USP60/13	6"	5.83	68.82	85.0	1.61
USP60/14	6"	5.83	73.27	91.0	1.70
USP60/15	8"	7.48	81.65	108.0	1.80
USP60/16	8"	7.48	86.10	114.0	1.90
USP60/17	8"	7.48	90.55	121.0	1.99
USP60/18	8"	7.48	95.00	126.0	2.09
USP60/19	8"	7.48	99.45	132.0	2.18
USP60/20	8"	7.48	103.90	138.0	2.28
USP60/21	8"	7.48	108.35	144.0	2.38

Performance Curve





Since 1969
Unnati[®]
MOTORS | PUMPS

Disclaimer : Due to continual up gradation in design & specification in motor the technical details illustrated in this catalogue may differ with that of actual motor.



Since 1969
Unnati[®]
MOTORS | PUMPS

UNNATI PUMPS PVT. LTD
81, Amarnath Estate,
Opp. Shayona Estate, Naroda Road,
Ahmedabad-380 025 (Guj.) INDIA

Phone : +91-79-2220 3434
Mobile : +91-99099 72592
E-mail : export@unnatipumps.com
Visit us : www.unnatipumps.com